


Your Ultimate Guide: Unlocking the Secrets of Finding an Incredible Deal on a Used Motorcycle

: Unleashing the Thrill of Two-Wheeled Freedom on a Budget

Embracing the exhilaration of riding a motorcycle is a captivating experience, but the financial burden associated with acquiring one can often cast a shadow over the dream. However, fear not, savvy riders! With a discerning eye and a strategic approach, navigating the used motorcycle market can lead you to the incredible deal you've been longing for.

In this comprehensive guide, we will empower you with the knowledge and techniques necessary to uncover hidden gems and negotiate like a seasoned pro. From identifying reliable sources to understanding market trends and assessing motorcycle condition, our expert insights will guide you through every step of your used motorcycle acquisition journey.



How to find an incredible deal on a used motorcycle: (the answer might surprise you) by Neil Harrison

★★★★☆ 4.7 out of 5

Language : English
File size : 1040 KB
Text-to-Speech : Enabled
Enhanced typesetting : Enabled
Print length : 16 pages
Lending : Enabled
Screen Reader : Supported

FREE

DOWNLOAD E-BOOK



Chapter 1: Exploring the Vast Landscape of Used Motorcycle Sources

1.1 Online Marketplaces: A Virtual Haven for Motorcycle Enthusiasts

The internet has revolutionized the way we buy and sell motorcycles. Websites like Craigslist, eBay, and Facebook Marketplace offer a vast selection of used motorcycles, catering to a wide range of budgets and preferences. These platforms provide a convenient way to connect with sellers, view detailed listings, and negotiate prices from the comfort of your own home.



1.2 Local Classifieds: Tapping into the Hyperlocal Market

Local classifieds in newspapers and online forums can be a goldmine for finding used motorcycles in your area. These listings often feature

motorcycles that are not advertised on national platforms, giving you access to exclusive deals and the opportunity to meet the seller in person.



1.3 Motorcycle Dealerships: A Haven of Certified Pre-Owned Options

Motorcycle dealerships not only offer new motorcycles but also maintain a stock of certified pre-owned bikes. These motorcycles have undergone thorough inspections and reconditioning, providing peace of mind and a level of assurance that can be hard to find in private sales.



Chapter 2: Deciphering Market Trends: Navigating the Ebb and Flow

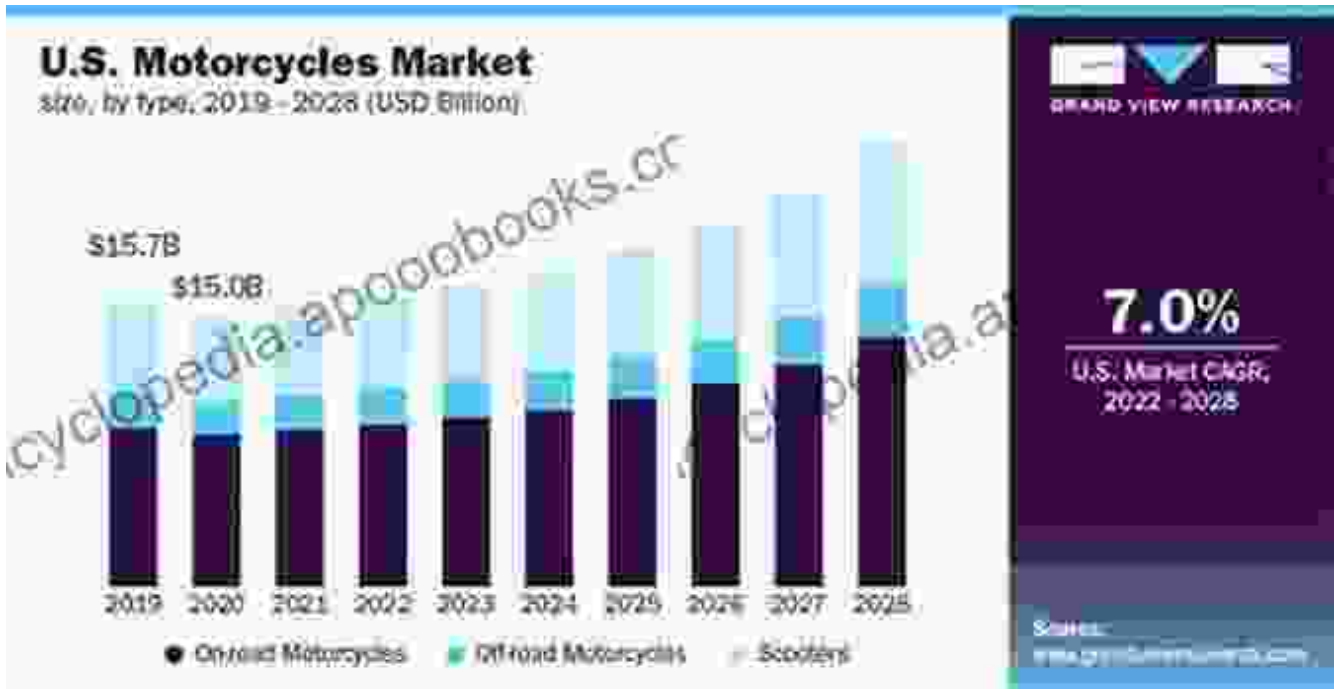
2.1 Seasonality: Uncovering the Rhythms of the Motorcycle Market

Just like any other market, the used motorcycle market is subject to seasonal fluctuations. Typically, spring and summer months witness an upswing in demand, leading to higher prices. Conversely, fall and winter can present opportunities for more favorable deals as sellers become eager to move their inventory.



2.2 Economic Conditions: Understanding the Impact of Macroeconomic Factors

The health of the economy can significantly influence the used motorcycle market. During economic downturns, people tend to sell their motorcycles to generate cash, resulting in an increase in supply and potentially lower prices. Conversely, economic booms can lead to higher demand and increased prices.



Chapter 3: Assessing Motorcycle Condition: A Journey of Discovery

3.1 Visual Inspection: Scrutinizing the Motorcycle's Exterior

Before committing to a used motorcycle, a thorough visual inspection is crucial. Start by examining the paint and bodywork for any scratches, dents, or rust. Check the tires for wear and tear, ensuring they have sufficient tread depth. Pay attention to the condition of the brakes, suspension, and exhaust system, as these components can be costly to replace.



VERNAL MOTORCYCLE INSPECTION REPORT

Technician: **Neil Singh** Date: **10/23/2021**

Customer: **Walu Doe**

Make/Model: **2022 BMW R1250 Classic**

VIN: **Z24EU02K51L044**

Mileage: **22,134** Rider's Name: **JF4568**

WHEELS, TIRE, AND BRAKE

Front		Rear	
<input checked="" type="checkbox"/>	Tire	<input checked="" type="checkbox"/>	Tire
<input checked="" type="checkbox"/>	Pressure	<input checked="" type="checkbox"/>	Pressure
<input checked="" type="checkbox"/>	Brake	<input checked="" type="checkbox"/>	Brake
<input checked="" type="checkbox"/>	Brake Pads	<input checked="" type="checkbox"/>	Brake Pads
<input checked="" type="checkbox"/>	Brake Disc	<input checked="" type="checkbox"/>	Brake Disc
<input checked="" type="checkbox"/>	Brake Cable	<input checked="" type="checkbox"/>	Brake Cable
<input checked="" type="checkbox"/>	Brake Master Cylinder	<input checked="" type="checkbox"/>	Brake Master Cylinder
<input checked="" type="checkbox"/>	Brake Slave Cylinder	<input checked="" type="checkbox"/>	Brake Slave Cylinder
<input checked="" type="checkbox"/>	Brake Line	<input checked="" type="checkbox"/>	Brake Line
<input checked="" type="checkbox"/>	Brake Hose	<input checked="" type="checkbox"/>	Brake Hose
<input checked="" type="checkbox"/>	Brake Lever	<input checked="" type="checkbox"/>	Brake Lever
<input checked="" type="checkbox"/>	Brake Pedal	<input checked="" type="checkbox"/>	Brake Pedal
<input checked="" type="checkbox"/>	Brake Pedal Cable	<input checked="" type="checkbox"/>	Brake Pedal Cable
<input checked="" type="checkbox"/>	Brake Light	<input checked="" type="checkbox"/>	Brake Light
<input checked="" type="checkbox"/>	Brake Switch	<input checked="" type="checkbox"/>	Brake Switch
<input checked="" type="checkbox"/>	Brake Adjuster	<input checked="" type="checkbox"/>	Brake Adjuster

FRONT PAINT, CHROME, OR TRIM DAMAGE



Left Side



Right Side

COMMENTS / ESTIMATES

All Recommended Service

Approved Tire Service	\$15.00
Replace Oil Filter	\$15.00
Approved Tire Service	\$15.00
Change Spark & Oil	\$15.00
Approved Chain Maintenance	\$15.00
Change Spark & Oil	\$15.00
TOTAL	\$137.50

MAY NEED FUTURE ATTENTION

RECOMMENDATIONS / ESTIMATES

LIMITS, LEAKS, CONTROL'S AND MISC.

- Headlight (Beam/Angle) Turn Signals (Left/Right) Wipers (Front/Rear) Horn (Function/Volume) Hoses, Belts, and Chains (Wear, Cracks, Leaks) Oil Leaks (Engine, Transmission, Drive Shaft) Fluid Levels (Oil, Coolant, Brake, Clutch) Brake Pads (Thickness, Grooves) Brake Disc (Warping, Scoring, Grooves, Cracks) Brake Cable (Adjustment, Fray) Brake Pedal (Function, Free Play) Sprockets and Chain (Tension, Wear) Chain and Pinion (Wear, Noise) Lights (Function, Aim, Bulbs) Mirrors (Adjustment, Visibility) Windshield/Wind Deflector (Cracks, Mounting) Seat (Condition, Safety) Handlebars (Adjustment, Grip) Hand Guards (Mounting, Condition) License Plate (Mounting, Legible) Mudflaps (Condition, Mounting) Horn (Function, Volume) Clutch (Function, Free Play) Gear Shift (Function, Mounting) Pedals (Function, Mounting) Kickstand (Function, Mounting) Front Fork (Condition, Oil) Rear Shock (Condition, Oil) Swingarm (Condition, Mounting) Wheel Bearings (Condition, Lubrication) Wheel Nuts (Torque, Condition) Chain Tension (Adjustment) Headlight (Beam/Angle) Turn Signals (Function) Wipers (Function) Horn (Function) Hoses, Belts, and Chains (Wear, Cracks, Leaks) Oil Leaks (Engine, Transmission, Drive Shaft) Fluid Levels (Oil, Coolant, Brake, Clutch) Brake Pads (Thickness, Grooves) Brake Disc (Warping, Scoring, Grooves, Cracks) Brake Cable (Adjustment, Fray) Brake Pedal (Function, Free Play) Sprockets and Chain (Tension, Wear) Chain and Pinion (Wear, Noise) Lights (Function, Aim, Bulbs) Mirrors (Adjustment, Visibility) Windshield/Wind Deflector (Cracks, Mounting) Seat (Condition, Safety) Handlebars (Adjustment, Grip) Hand Guards (Mounting, Condition) License Plate (Mounting, Legible) Mudflaps (Condition, Mounting) Horn (Function, Volume) Clutch (Function, Free Play) Gear Shift (Function, Mounting) Pedals (Function, Mounting) Kickstand (Function, Mounting)

OIL AND OTHER FLUID LEVELS

- Engine Oil (Level, Condition, Color) Oil Filter (Replace if Dirty) Coolant (Level, Condition) Brake Fluid (Level, Condition) Clutch Fluid (Level, Condition) Power Steering Fluid (Level, Condition) Transmission Fluid (Level, Condition) Air Filter (Replace if Dirty) Fuel Filter (Replace if Dirty) Spark Plugs (Inspect, Replace if Needed) Ignition Coils (Inspect, Replace if Needed) Battery (Charge, Voltage, Condition) Headlight (Beam/Angle) Turn Signals (Function) Wipers (Function) Horn (Function) Hoses, Belts, and Chains (Wear, Cracks, Leaks) Oil Leaks (Engine, Transmission, Drive Shaft) Fluid Levels (Oil, Coolant, Brake, Clutch) Brake Pads (Thickness, Grooves) Brake Disc (Warping, Scoring, Grooves, Cracks) Brake Cable (Adjustment, Fray) Brake Pedal (Function, Free Play) Sprockets and Chain (Tension, Wear) Chain and Pinion (Wear, Noise) Lights (Function, Aim, Bulbs) Mirrors (Adjustment, Visibility) Windshield/Wind Deflector (Cracks, Mounting) Seat (Condition, Safety) Handlebars (Adjustment, Grip) Hand Guards (Mounting, Condition) License Plate (Mounting, Legible) Mudflaps (Condition, Mounting) Horn (Function, Volume) Clutch (Function, Free Play) Gear Shift (Function, Mounting) Pedals (Function, Mounting) Kickstand (Function, Mounting)

BATTERY

- Battery Terminal / Corrosion / Inspecting
- Check Condition of Battery / Check Voltage Test

Good
 Fair
 Poor
 Pending (Note: Check on Next Visit)

3.2 Mechanical Inspection: Delving into the Motorcycle's Heart

A mechanical inspection is essential to assess the overall health of the motorcycle. Listen for any unusual noises or vibrations during a test ride. Check fluid levels and look for any leaks or signs of wear on belts or chains. If possible, engage a qualified mechanic to perform a more comprehensive inspection, including a compression test.

VISUAL MOTORCYCLE INSPECTION REPORT

Technician: **Kyle Smith** Date: **02/22/2023**
 Location: **WMI DC**
 Model/Year: **2022 BMW R18 Classic**
 VIN: **Z3481L20X5L044**
 Mileage: **22,134** Power-On: **17400**

WHEELS, TIRE, AND BRAKE

Front	Back
<input checked="" type="checkbox"/> OK	<input checked="" type="checkbox"/> OK
<input checked="" type="checkbox"/> OK	<input checked="" type="checkbox"/> OK
<input checked="" type="checkbox"/> OK	<input checked="" type="checkbox"/> OK
<input checked="" type="checkbox"/> OK	<input checked="" type="checkbox"/> OK
<input checked="" type="checkbox"/> OK	<input checked="" type="checkbox"/> OK
<input checked="" type="checkbox"/> OK	<input checked="" type="checkbox"/> OK
<input checked="" type="checkbox"/> OK	<input checked="" type="checkbox"/> OK

Pressure: OK Fail

Front: OK Fail

Rear: OK Fail

FRAME, CHASSIS, AND STANDS

OK Fail Caution

OIL AND OTHER FLUID LEVELS

OK Fail Caution

BATTERY

OK Fail Caution

COMMENTS / ESTIMATES

Approve This Report: \$15.00
 Estimate of Price: \$15.00


Approve This Order: \$100.00
 Charge Price + GST: \$100.00

Approve This Invoice: \$100.00
 Balance: \$100.00

Tax: \$10.00
 Total: \$110.00

3.3 Service History: Unraveling the Motorcycle's Maintenance Story

The service history of a used motorcycle can provide valuable insights into its overall condition and maintenance practices. Request maintenance records from the seller to verify if the motorcycle has been regularly serviced and if any major repairs have been performed.



Chapter 4: The Art of Negotiation: Transforming Deals into Dreams

4.1 Research and Preparation: Building a Foundation for Success

Before engaging in negotiations, arm yourself with knowledge. Research the fair market value of the motorcycle using resources like Kelley Blue Book or NADA Guides. Consider the condition of the motorcycle, mileage, and any additional features or modifications.



4.2 Confidence and Communication: Striking the Right Balance

Approach negotiations with confidence, but be respectful and courteous. Clearly communicate your desired price and be prepared to justify your offer based on your research and the motorcycle's condition. Be willing to compromise and consider the seller's perspective to reach a mutually acceptable deal.



4.3 Leverage and Walk-Aways: Mastering the Power of Options

Identify leverage points during the negotiation process, such as the motorcycle's condition, mileage, or the seller's eagerness to sell. Don't be afraid to walk away if the deal is not favorable. Remember, there are other used motorcycles on the market, and you should only commit to a deal that meets your needs and budget.



Chapter 5: Securing the Deal: Sealing the Bond with Confidence

5.1 Bill of Sale and Transfer of Title: Legalizing the Motorcycle's Ownership

Once you have agreed on a price, it's time to formalize the transaction. Ensure that the seller provides a bill of sale that includes the motorcycle's make, model, year, VIN number, and the agreed-upon price. You will also need to transfer the motorcycle's title into your name according to your state's regulations.

options, compare interest rates, and choose the one that aligns with your financial situation.



5.3 Post-Free Download Maintenance and Care: Nurturing Your Motorcycle's Health

Your journey with your used motorcycle doesn't end at the point of Free Download. Regular maintenance is crucial to ensure a long and healthy life

for your ride. Refer to the motorcycle's owner's manual for recommended service intervals and follow them diligently. Invest in quality parts and fluids to keep your motorcycle running smoothly.




: Embracing the Freedom of Two Wheels on a Budget

Finding an incredible deal on a used motorcycle is not merely a matter of luck but a combination of knowledge, strategy, and determination. By

following the insights outlined in this comprehensive guide, you empower yourself to navigate the used motorcycle market with confidence and uncover the dream machine that fits your needs and budget.


Remember, the allure of the open road on two wheels is not reserved for those with deep pockets. With a keen eye



How to find an incredible deal on a used motorcycle: (the answer might surprise you) by Neil Harrison


★★★★☆ 4.7 out of 5

Language : English
File size : 1040 KB
Text-to-Speech : Enabled
Enhanced typesetting : Enabled
Print length : 16 pages
Lending : Enabled
Screen Reader : Supported



Unlock the Power of Microsoft Word: A Comprehensive Guide for Beginners

Microsoft Word is a widely used word processing software that has become an indispensable tool for various writing and editing tasks. Whether you're a student, a...



Andrea Carter and the Price of Truth: A Thrilling Adventure Unraveling the Circle Adventures' Secrets

Get ready for an unforgettable adventure as we delve into the pages of Andrea Carter and the Price of Truth, a gripping novel that follows the compelling journey...