


Crochet Scarves: Fabulous Fashions, Various Techniques



Crochet Scarves: Fabulous Fashions - Various Techniques by Sharon Hermes Silverman

★★★★☆ 4.5 out of 5

Language : English
File size : 73561 KB
Text-to-Speech : Enabled
Screen Reader : Supported
Enhanced typesetting : Enabled
Print length : 452 pages



Scarves are a versatile and stylish accessory that can add a touch of warmth, color, and texture to any outfit. Whether you're looking for a cozy winter scarf to keep you warm on chilly days or a lightweight summer scarf to complement your favorite dress, crochet scarves offer endless possibilities. With a variety of patterns, techniques, and designs to choose from, crocheting scarves is a fun and rewarding craft that can be enjoyed by beginners and experienced crocheters alike.

Techniques for Crocheting Scarves

The beauty of crochet scarves lies in the vast array of techniques that can be used to create them. Some of the most popular techniques include:

- **Single crochet:** This is the most basic crochet stitch, and it's perfect for creating simple scarves with a classic look.

- **Double crochet:** This stitch is taller and wider than the single crochet stitch, and it creates a more textured look.
- **Half double crochet:** This stitch is a compromise between the single crochet and double crochet stitches, and it creates a versatile fabric that can be used for a variety of scarf styles.
- **Treble crochet:** This stitch is taller and wider than the double crochet stitch, and it creates a more open and airy fabric.
- **Slip stitch:** This stitch is used to join pieces together or to create a decorative edge.

In addition to these basic stitches, there are also a number of other techniques that can be used to embellish crochet scarves, such as:

- **Bobbles:** These are raised stitches that add a touch of texture and interest to scarves.
- **Puff stitches:** These are even more raised than bobbles, and they create a fun and fluffy look.
- **Lace:** This technique involves creating openwork patterns that add a delicate and feminine touch to scarves.
- **Intarsia:** This technique is used to create scarves with multiple colors, and it's perfect for creating geometric or pictorial designs.

Patterns for Crocheting Scarves

Once you've mastered the basic crochet stitches, you're ready to start exploring the multitude of scarf patterns that are available. There are

patterns for every skill level, from beginner to advanced, and for every style, from classic to modern. Here are just a few examples:

- **Beginner scarves:** These scarves are simple to make, and they're perfect for beginners who are just learning the basics of crochet. Some popular beginner scarf patterns include the Classic Rectangle Scarf, the Easy Peasy Scarf, and the Chevron Scarf.
- **Intermediate scarves:** These scarves are slightly more challenging than beginner scarves, but they're still suitable for crocheters with some experience. Some popular intermediate scarf patterns include the V-Stitch Scarf, the Ripple Scarf, and the Mesh Scarf.
- **Advanced scarves:** These scarves are the most challenging to make, but they're also the most rewarding. Some popular advanced scarf patterns include the Lace Scarf, the Intarsia Scarf, and the Bobble Scarf.

Choosing the Right Yarn for Crocheting Scarves

The type of yarn you use will have a big impact on the look and feel of your scarf. Here are a few things to consider when choosing yarn for crochet scarves:

- **Fiber content:** The most popular fibers for crochet scarves are wool, cotton, and acrylic. Wool is warm and durable, but it can be itchy for some people. Cotton is soft and breathable, but it's not as warm as wool. Acrylic is a synthetic fiber that is soft, durable, and affordable.
- **Weight:** The weight of the yarn will determine the thickness of your scarf. Worsted weight yarn is a good all-purpose weight for scarves,

but you can also use lighter or heavier weight yarns depending on the desired look.

- **Color:** The color of the yarn will determine the overall look of your scarf. You can choose a solid color, a variegated yarn, or a yarn with multiple colors.


Crochet scarves are a versatile and stylish accessory that can be made in a variety of patterns, techniques, and designs. Whether you're a beginner or an experienced crocheter, there's a crochet scarf pattern out there that's perfect for you. So grab your hook and yarn, and get started on creating a beautiful and unique scarf that will keep you warm and stylish all season long.

Call to Action

Free Download your copy of *Crochet Scarves: Fabulous Fashions, Various Techniques* today and start crocheting beautiful scarves that you'll love for years to come.

Click here to Free Download now:

Free Download Now



Crochet Scarves: Fabulous Fashions - Various Techniques


by Sharon Hernes Silverman

★ ★ ★ ★ ☆ 4.5 out of 5

Language : English
File size : 73561 KB
Text-to-Speech : Enabled
Screen Reader : Supported
Enhanced typesetting : Enabled
Print length : 452 pages


FREE

DOWNLOAD E-BOOK



Unlock the Power of Microsoft Word: A Comprehensive Guide for Beginners

Microsoft Word is a widely used word processing software that has become an indispensable tool for various writing and editing tasks. Whether you're a student, a...



Andrea Carter and the Price of Truth: A Thrilling Adventure Unraveling the Circle Adventures' Secrets

Get ready for an unforgettable adventure as we delve into the pages of Andrea Carter and the Price of Truth, a gripping novel that follows the compelling journey...